






Snowdonia National Park Authority Promoted Routes

Llyn Cwellyn Boardwalk, Rhyd Ddu

ACCESS FOR ALL



Route Overview

-  Distance: Around 450 meters
-  Duration: ¼ hour
-  Route type: Circular

Before you start

Read the safety and route grading information on the Snowdonia National Park Authority website before you start your journey.

[snowdonia.gov.wales](https://www.snowdonia.gov.wales)



The path starts near the pay and display machine. Follow the path keeping left on the bridge.



This is a picnic area near the shore of Lake Cwellyn. Continue along the path until it forks and turn left to access the viewpoint.



This is the viewpoint of Lake Cwellyn. Follow the path back for the car park.